

Insul-Flue®

Patented USA #4,543,942 and CANADA #1,243,291



Insul Flue® provides security and protection for thru-the-wall stovepipe installations. Insul Flue® actually protects the wall on both sides when the chimney is not adjacent to the house wall. Insul Flue® reduces the minimum 18" clearance specified by NFPA standard to 2". This unique system can be used with both single wall and double wall connector pipe.

Key Features

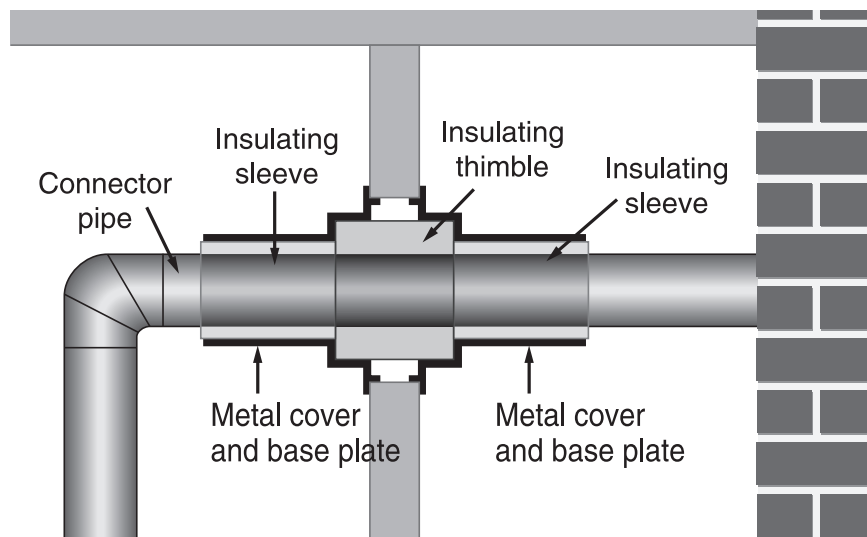
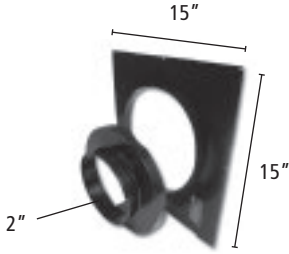
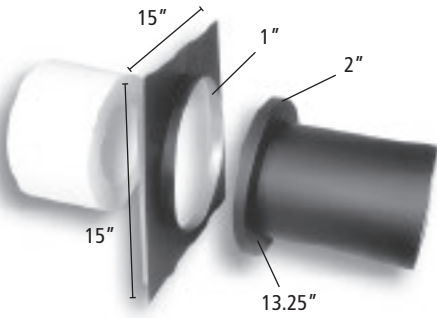


Illustration shows typical Thru-the-Wall installation. Insulating sleeves protect wall and any adjacent combustibles on both sides. Insulating thimble isolates wall itself – helps prevent overheating of wood bracing drywall, wallpaper, paint.

Legend

- C** Copper Coating Available
- B** Black Powder Coating Available
- 4** Packaged Quantity Per Carton
- 6** Packaged Cartons Per Pallet



Insul-Flue® Wall Unit and Thimble



Item	Pipe Diameter	Order #
Wall Unit	6"	80010600
Wall Unit	7"	80010700
Wall Unit	8"	80010800
SDV Wall Unit	6"	80010601
Size (D x L)		
Thimble	6"x8"	80100608
Thimble	7"x8"	80100708
Thimble	8"x8"	80100808
Thimble	6"x12"	80100612
Thimble	7"x12"	80100712
Thimble	8"x12"	80100812

Note: SDV wall unit fits Simpson Dura-Vent™ double wall pipe
 Order 2 wall units and one thimble for through inside wall application

Thimble



Size	O.D.	I.D.
6"	11.25"	6.25"
8"	13.25"	8.25"

Insul-Plug® Insulated Chimney Plug



Size (DxL)	Minimum	Maximum	Order #
6"	6"	6.375"	810106
8"	7.75"	8.125"	810108

Note: Used to seal up an old thimble hole. Insert plug in old thimble hole and tighten expansion bolt on face. Insulation expands causing a tight fit. Constructed of ceramic fiber insulation material.

