

# CHIMNEY CAPS



## Chimney Caps

The Chim-A-Lator® line of Chimney Caps easily mounts to the top of a masonry fireplace with a simple screwdriver. They are available in both stainless steel and galvanized metal powder coated black with over 50 standard sizes to save you both time and money.

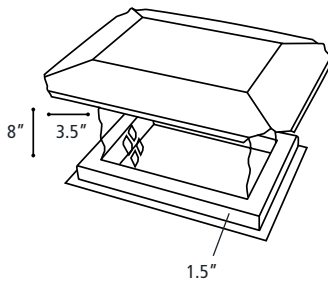
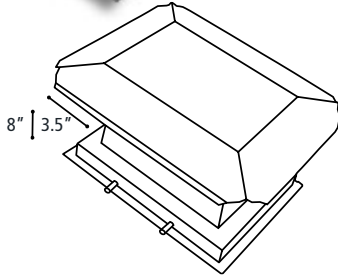
### Key Features

- 1 **24 Gauge Material Thickness** for superior strength
- 2 **18 Gauge screen** for added durability
- 3 **Weld nuts** provide a secure attachment to chimney
- 4 **Lifetime Warranty** on Stainless Steel Caps



# Chimney Caps

# CHIMNEY CAPS



Charge for black powder coating stainless steel caps #499998

Charge for copper powder coating stainless steel caps #499997  
- CALL FOR PRICING

## Stainless Steel Stackable Chimney Cap



Use Outside Dimensions

Flue Size	Width (from - to)	Length (from - to)	Order #
8" x 8"	7" - 9.25"	7" - 9.25"	460808
8" x 13"	7" - 9.25"	11" - 13.5"	460813
12" x 12"	10" - 12.25"	10" - 12.25"	461212
13" x 13"	11" - 13.5"	11" - 13.5"	461313

Note: 7" minimum required between flue tiles (overhang is 3.5")  
Stackable chimney caps must be ordered in six packs; Meets 5/8" California requirements.

## Stainless Steel Chimney Cap – Square



Use Outside Dimensions

3/4" Mesh

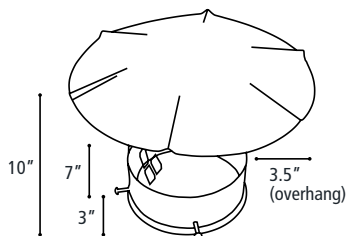
5/8" Mesh

Flue Size	Width (from - to)	Length (from - to)	Order #	Order #
5" x 8"	4" - 6.25"	7" - 9.25"	430508	-
8" x 8"	7" - 9.25"	7" - 9.25"	430808	400808
8" x 13"	7" - 9.25"	11" - 13.50"	430813	400813
8" x 18"	7" - 9.25"	16" - 18.25"	430818	400818
12" x 12"	10" - 12.25"	10" - 12.25"	431212	401212
13" x 13"	11" - 13.50"	11" - 13.50"	431313	401313
12" x 16"	10" - 12.25"	14" - 16.25"	431216	401216
13" x 18"	11" - 13.50"	16" - 18.25"	431318	401318
16" x 16"	14" - 16.25"	14" - 16.25"	431616	401616
16" x 20"	14" - 16.25"	18" - 20.25"	431620	401620
18" x 18"	16" - 18.25"	16" - 18.25"	431818	401818
20" x 20"	18" - 20.25"	18" - 20.25"	432020	402020
20" x 24"	18" - 20.25"	22" - 24.25"	432024	402024
24" x 24"	22" - 24.25"	22" - 24.25"	432424	402424

Note: 7" minimum required between flue tiles (overhang is 3.5")

# Chimney Caps


# CHIMNEY CAPS



Charge for black powder coating stainless steel caps #499998

Charge for copper powder coating stainless steel caps #499997  
- CALL FOR PRICING

Stainless Steel Chimney Cap – Round			
Use Outside Dimensions			
Flue Size	Tile O.D. (from - to)	Order #	Order #
6"	6.125" - 7"	440006	410006
7"	7.125" - 8"	440007	410007
8"	8.125" - 9"	440008	410008
9"	9.125" - 10"	440009	410009
10"	10.125" - 11"	440010	410010
11"	11.125" - 12"	440011	410011
12"	12.125" - 13"	440012	410012
13"	13.125" - 14"	440013	410013
14"	14.125" - 15"	440014	410014
15"	15.125" - 16"	440015	410015
16"	16.125" - 17"	440016	410016
17"	17.125" - 18"	440017	410017
18"	18.125" - 19"	440018	410018



1.5"

Charge for black powder coating stainless steel caps #499998

Charge for copper powder coating stainless steel caps #499997  
- CALL FOR PRICING

Stainless Steel California Chimney Cap			
Use Outside Dimensions			
Flue Size	Width (from - to)	Length (from - to)	Order #
8" x 8"	7" - 9.25"	7" - 9.25"	420808
8" x 13"	7" - 9.25"	11" - 13.5"	420813
8" x 18"	7" - 9.25"	16" - 18.25"	420818
8" x 20"	7" - 9.25"	18" - 20.25"	420820
10" x 18"	8" - 10.25"	16" - 18.25"	421018
13" x 13"	11" - 13.5"	11" - 13.5"	421313
13" x 18"	11" - 13.5"	16" - 18.25"	421318
13" x 21"	11" - 13.5"	19.5" - 22"	421321
16" x 20"	14" - 16.25"	18" - 20.25"	421620
17" x 21"	15" - 17.25"	19.5" - 22"	421721
18" x 18"	16" - 18.25"	16" - 18.25"	421818
20" x 24"	18" - 20.25"	22" - 24.25"	422024
24" x 24"	22" - 24.25"	22" - 24.25"	422424

Note: Angles are welded on bottom for oval flues.

# Chimney Caps

# CHIMNEY CAPS



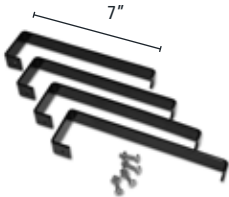
Charge for black powder coating stainless steel caps #499998

Charge for copper powder coating stainless steel caps #499997  
- CALL FOR PRICING

## Stainless Steel Spark Arrestor



Flue Size	Use Outside Dimensions		3/4" Mesh	5/8" Mesh
	Width (from - to)	Length (from - to)	Order #	Order #
8" x 8"	7" - 9.25"	7" - 9.25"	480808	450808
8" x 13"	7" - 9.25"	11" - 13.50"	480813	450813
8" x 18"	7" - 9.25"	16" - 18.25"	480818	450818
12" x 12"	10" - 12.25"	10" - 12.25"	481212	451212
13" x 13"	11" - 13.50"	11" - 13.50"	481313	451313
12" x 16"	10" - 12.25"	14" - 16.25"	481216	451216
13" x 18"	11" - 13.50"	16" - 18.25"	481318	451318
16" x 16"	14" - 16.25"	14" - 16.25"	481616	451616
16" x 20"	14" - 16.25"	18" - 20.25"	481620	451620
18" x 18"	16" - 18.25"	16" - 18.25"	481818	451818
20" x 20"	18" - 20.25"	18" - 20.25"	482020	452020
20" x 24"	18" - 20.25"	22" - 24.25"	482024	452024
24" x 24"	22" - 24.25"	22" - 24.25"	482424	452424



## Leg Kits



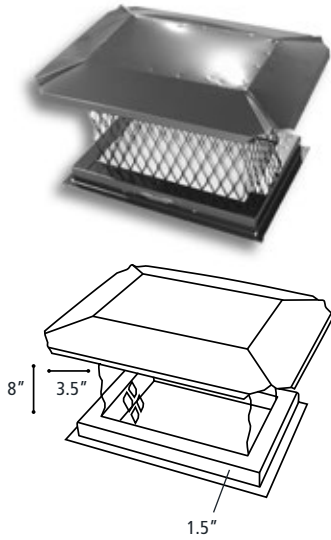
Order #

390004

Note: Used to attach cap when a flue tile is not exposed.

# Chimney Caps

# CHIMNEY CAPS



## Black Galvanized Steel Chimney Cap – Square



Flue Size	Use Outside Dimensions		3/4" Mesh	5/8" Mesh
	Width (from - to)	Length (from - to)	Order #	Order #
8" x 8"	7" - 9.25"	7" - 9.25"	330808	300808
8" x 13"	7" - 9.25"	11" - 13.50"	330813	300813
8" x 18"	7" - 9.25"	16" - 18.25"	330818	300818
12" x 12"	10" - 12.25"	10" - 12.25"	331212	301212
13" x 13"	11" - 13.50"	11" - 13.50"	331313	301313
12" x 16"	10" - 12.25"	14" - 16.25"	331216	301216
13" x 18"	11" - 13.50"	16" - 18.25"	331318	301318
16" x 16"	14" - 16.25"	14" - 16.25"	331616	301616
16" x 20"	14" - 16.25"	18" - 20.25"	331620	301620
18" x 18"	16" - 18.25"	16" - 18.25"	331818	301818
20" x 20"	18" - 20.25"	18" - 20.25"	332020	302020
20" x 24"	18" - 20.25"	22" - 24.25"	332024	302024
24" x 24"	22" - 24.25"	22" - 24.25"	332424	302424

Note: 7" minimum required between flue tiles (overhang is 3.5")



## Black Galvanized Steel California Chimney Cap

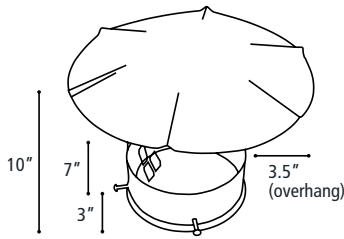


Flue Size	Use Outside Dimensions		
	Width (from - to)	Length (from - to)	Order #
8" x 8"	7" - 9.25"	7" - 9.25"	320808
8" x 13"	7" - 9.25"	11" - 13.5"	320813
8" x 18"	7" - 9.25"	16" - 18.25"	320818
8" x 20"	7" - 9.25"	18" - 20.25"	320820
10" x 18"	8" - 10.25"	16" - 18.25"	321018
13" x 13"	11" - 13.5"	11" - 13.5"	321313
13" x 18"	11" - 13.5"	16" - 18.25"	321318
13" x 21"	11" - 13.5"	19.5" - 22"	321321
16" x 20"	14" - 16.25"	18" - 20.25"	321620
17" x 21"	15" - 17.25"	19.5" - 22"	321721
18" x 18"	16" - 18.25"	16" - 18.25"	321818
20" x 24"	18" - 20.25"	22" - 24.25"	322024
24" x 24"	22" - 24.25"	22" - 24.25"	322424

Note: Available only in 5/8" mesh; Angles are welded on bottom for oval flues.

# Chimney Caps

# CHIMNEY CAPS



## Black Galvanized Steel Chimney Cap – Round



Flue Size	Use Outside Dimensions		3/4" Mesh	5/8" Mesh
	Tile O.D. (from - to)		Order #	Order #
6"	6.125" - 7"		340006	310006
7"	7.125" - 8"		340007	310007
8"	8.125" - 9"		340008	310008
9"	9.125" - 10"		340009	310009
10"	10.125" - 11"		340010	310010
11"	11.125" - 12"		340011	310011
12"	12.125" - 13"		340012	310012
13"	13.125" - 14"		340013	310013
14"	14.125" - 15"		340014	310014
15"	15.125" - 16"		340015	310015
16"	16.125" - 17"		340016	310016
17"	17.125" - 18"		340017	310017
18"	18.125" - 19"		340018	310018

## Black Galvanized Steel Spark Arrestor



Flue Size	Use Outside Dimensions		3/4" Mesh	5/8" Mesh
	Width (from - to)	Length (from - to)	Order #	Order #
8"x8"	7" - 9.25"	7" - 9.25"	380808	350808
8"x13"	7" - 9.25"	11" - 13.50"	380813	350813
8"x18"	7" - 9.25"	16" - 18.25"	380818	350818
12"x12"	10" - 12.25"	10" - 12.25"	381212	351212
13"x13"	11" - 13.50"	11" - 13.50"	381313	351313
12"x16"	10" - 12.25"	14" - 16.25"	381216	351216
13"x18"	11" - 13.50"	16" - 18.25"	381318	351318
16"x16"	14" - 16.25"	14" - 16.25"	381616	351616
16"x20"	14" - 16.25"	18" - 20.25"	381620	351620
18"x18"	16" - 18.25"	16" - 18.25"	381818	351818
20"x20"	18" - 20.25"	18" - 20.25"	382020	352020
20"x24"	18" - 20.25"	22" - 24.25"	382024	352024
24"x24"	22" - 24.25"	22" - 24.25"	382424	352424



## Crown Safe



Order #
CRS01

High performance, refractory parging material. Resists temperatures up to 2900° F. Superior adhesion and better workability. UL listed and tested to the highest, professional standards.